



Research Article



Biochemical and sensory traits of potato for processing purpose as influenced by vermicompost and potassium sources

Akhi Badrunnesa¹, Rajesh Chakraborty^{2*}, Eti Chakraborty³ and Tuhin Suvra Roy⁴

^{1,2,4}Department of Agronomy, Sher-e-Bangla Agricultural University, Dhaka-1207, Bangladesh.

³Department of Soil Science, Sher-e-Bangla Agricultural University, Dhaka-1207, Bangladesh.

Corresponding author e-mail: rajeshmadhobi9@gmail.com

(Received: 13/06/2021; Revised: 10/09/2021; Accepted: 05/10/2021)

ABSTRACT

Production of low-quality potato is the main constraint for increasing the processing and export scenario in Bangladesh. Hence, application of different sources of potassium and vermicompost may improve the biochemical and sensory quality of potato. The experiment was conducted to assess the effect of potassium sources and vermicompost level on the yield and processing quality of potato. The potato variety BARI Alu-25 (Asterix) was used as test crop for this experiment. The experiment consisted of two factors: Factor A: 3 sources of Potassium as- K₁: KCl, K₂: KNO₃, K₃: K₂SO₄; Factor B: 4 levels of vermicompost as- Vm₀: 0 ton, Vm₁: 4 ton, Vm₂: 8 ton, and Vm₃: 12 ton. The experiment was laid out in a split-plot design with three replications. Results revealed that the highest dry matter content (19.83%), specific gravity (1.090 g/cc), and starch (14.81%) were recorded from K₂SO₄, whereas, the lowest from KNO₃. The firmness, dry matter content, specific gravity, and starch content increased with increasing the vermicompost level. A negative relation was observed in the case of TSS and sugar content. Among the 12 treatment combinations, the highest dry matter content (21.12%), specific gravity (1.103 g/cc), and starch (16.34%) were found from K₃Vm₃, whereas, the lowest from K₂Vm₀ treatment. However, K₁Vm₂, K₁Vm₃, K₃Vm₂, K₃Vm₃ showed statistically similar results regarding quality attributes. But the availability of potassium sources and economic point of view, KCl combined with 8-ton vermicompost ha⁻¹ could be used for the production of good quality potato.

Keywords: Vermicompost, potassium source, sugar, starch, dry matter, and potato.

INTRODUCTION

Solanum tuberosum L. named as “Potato” belongs to the family *Solanaceae* is that the fourth-largest world food crop after rice, wheat, and maize (Ahmed *et al.*, 2017; Chakraborty *et al.*, 2010; Haas *et al.*, 2009) also called as the “kings of vegetable”. The acreage, production and yield of potato in Bangladesh are 0.48 million hectares, 0.974 crore MT and 20.41 t ha⁻¹, respectively, and therefore, the yield of potato is relatively low as compared to those of USA (47.15 t ha⁻¹), France (54.19 t ha⁻¹) (FAOSTAT, 2018). The utilization of poor-quality seed tubers and non-judicial agronomic practices are the prominent reasons for lower yield. Potato tuber quality is one among the foremost important quality attributes for consumers, industrial demand and for the export market (Roy *et al.*, 2017 and Brown, 2005). High dry matter content in tuber exhibited better processing quality of potato (Abong *et al.*, 2009). The chip yield, crispy consistency, and oil absorption during cooking are decided by the high dry matter content in potato tubers (Pedreschi *et al.*, 2005; Rommens *et al.*, 2010). The factors like soil and climate, agronomic techniques, biological and cultivar specifics etc. can

varies the potato yields and tuber quality. The judicious use of fertilizers and manures ensured a 30-50% yield increase resulted excellent tubers quality while preserving soil fertility. With balanced fertilization the potato crop yield and quality can be enhanced significantly. Potato plants require extreme more K than the other vegetable crop for tuber skin hardening. This crop sometimes is considered an indicator crop for K⁺ availability due to its high K⁺ requirement (Ulrich *et al.*, 1966). For the synthesis of straight forward starch and within the translocation of carbohydrates potassium is a prominent nutrient element in potato plants (Smith and Smith, 1977). The processing and export standard of potato tubers also can be improved to an excellent extent with K use. Different sources of potassium *e.g.*, KCl, KNO₃, K₂SO₄ varying quality parameters of potato. Vermicompost, the excreta of the earthworm, can improve the health and nutrients of the soil and is the best compared to other traditional compost (Joshi *et al.*, 2015). The organic waste has been converted into nutrient-rich manure by the action of earthworms which named as the process of vermicomposting. The characteristic feature of vermicomposts like high

porosity and moisture holding capacity increase the expansion of plants (Tisdale *et al.*, 1985). It has 1.5-2.2% nitrogen (N), 1.8-2.2% phosphorus (P), and 1.0-1.5% potassium (K) on average with organic carbon is between 9.15 and 17.98%, and has micronutrients like sodium (Na), calcium (Ca), zinc (Zn), sulfur (S), magnesium (Mg), and iron (Fe) (Adhikary, 2012). The retention of soil water, regulation of the soil temperature and structure, enhancement of the soil with nutrient elements, and increment of the biomass and community structure of the microbial population are the basic role of vermicomposting in soil (Vivas *et al.*, 2009). Vermicompost acted as a fertilizer and soil conditioner (Chakraborty *et al.*, 2003) and liable for the improvement of the soil's physical properties and also make sure the supply of major plant nutrients (Nardi *et al.*, 2002; Klavins *et al.*, 2004; Smith *et al.*, 2014). The application of vermicompost may increase the processing quality of potatoes. Sometimes potato produced in Bangladesh isn't good quality enough in respect of dry matter content, which isn't present at optimum level in produced product. So, using different sources of potassium and level of vermicompost respectively may put contribution to improving the qualities of potato with our scarifying yield. The effects of potassium sources and vermicompost level on the processing quality of potatoes are still unknown, especially in Bangladesh condition. Therefore, the present study was conducted to study the effect of various sources of potassium and vermicompost level on different processing qualities of potato.

MATERIALS AND METHODS

The experiment was conducted in the experimental field of Sher-e-Bangla Agricultural University, Dhaka, Bangladesh from the period of November 2019 to May 2020. The experimental area was belonged to 23°7'N latitude and 93°E' longitude at an altitude of 8.6 meters above sea level. The soil was also characterized by pH-5.62 and organic carbon-0.456% (Analyzed from Soil Resources Development Institute, Dhaka). The research area is occupied with complete annual rainfall was 24.23 mm with average monthly maximum and minimum temperature of 29.64°C and 14.91°C, respectively. The potato variety BARI Alu-25 (Asterix) was used as test crop. The present experiment comprised of two factors *viz.*, Factor A: 3 sources of Potassium; i. K₁: KCl (260 kg KCl ha⁻¹ @ 130 kg K ha⁻¹); ii. K₂: KNO₃ (336.09 kg KNO₃ ha⁻¹ @ 130 kg K ha⁻¹); iii. K₃: K₂SO₄ (309.2 kg K₂SO₄ ha⁻¹ @ 130 kg K ha⁻¹) and Factor B: 4 Levels of vermicompost; i. Vm₀: 0 ton vermicompost ha⁻¹; ii. Vm₁: 4 ton vermicompost ha⁻¹; iii. Vm₂: 8 ton vermicompost ha⁻¹; iv. Vm₃: 12 ton vermicompost ha⁻¹. The experiment was laid out in a split-plot design with three replications. Different sources of potassium were

assigned to the main plot and vermicompost level to sub-plot. Sprouted potato tubers were used as planting material. The allocated plots were fertilized by recommended doses of urea 325 kg ha⁻¹, Triple Super Phosphate (TSP) 200 kg ha⁻¹, gypsum 100 kg ha⁻¹, zinc sulfate 8 kg ha⁻¹ and except treatments (BARI, 2019). All the intercultural operations and plant protection measures were taken as per when needed. After haulm cutting, the tubers were kept under the soil for 7 days for skin hardening. Firmness was estimated by using a pressure gauge. For the estimation of firmness firstly the potato tubers was divided into two then created pressure using pressure gage and recorded the reading from the pressure gage. Total Soluble Solids (TSS) of harvested tubers was determined following methods used by (Ferdous *et al.*, 2019a) and recorded as °brix. The dry matter contents in potato tubers were computed following by given calculation (Ferdous *et al.*, 2019b). The specific gravity of potato tubers was measured using the subsequent formula described by (Ferdous *et al.*, 2019b). The starch and sugar content of potato tubers was determined after harvest following methods described by (Ferdous *et al.*, 2019a). The mean values of all the recorded parameters were evaluated and analysis of variance was performed by the 'F' (variance ratio) test using MSTAT-C software. The difference among the treatments and treatment combinations of means under the experiment was estimated by Duncan's Multiple Range Test (DMRT) at a 5% level of probability (Gomez and Gomez, 1984).

RESULTS AND DISCUSSION

Firmness (N)

Different sources of potassium varied non-significantly in terms of the firmness of potato tubers (Table 3). The highest firmness score of potato tubers (39.76 N) was found from K₁, while the lowest score (38.92 N) was recorded from K₂. The firmness of potato tubers showed statistically significant differences due to different levels of vermicompost (Table 1). Firmness was significantly maximum with a higher level of vermicompost. The tuber belonging highest firmness does not lose too much water. Statistically, significant variation was recorded in terms of the firmness score of potato tubers due to the combined effect of different sources of potassium and levels of vermicompost (Table 2). The highest firmness of potato tubers (44.01 N) was found from K₁Vm₃ which was statistically similar to K₁Vm₂, K₃Vm₂, and K₃Vm₃ (42.49 N, 41.11 N, and 41.00 N) while the lowest score (34.65 N) was observed from the K₂Vm₀ treatment combination.

Total soluble solids (TSS-°brix)

Statistically, non-significant variation was recorded in terms of TSS of potato tubers due to different sources of potassium (Table 1). The highest TSS in potato tubers (3.97 °Brix) was recorded from K₁, whereas the lowest (3.89 °Brix) was found in K₂. TSS of potato tubers

showed statistically significant differences due to different levels of vermicompost (Table 1). TSS decreases with the increasing level of vermicompost. A statistically significant difference was observed in terms of TSS in potato tubers due to the combined effect of different sources of potassium and levels of vermicompost (Table 2). The highest TSS in potato

tubers (4.38 °Brix) was observed from K₁Vm₀, whereas the lowest (3.45 °Brix) from K₂Vm₃ is statistically similar to K₁Vm₃ and K₃Vm₃ (3.58 and 3.56 °Brix) treatment combination. The lower TSS, the higher chances of good quality potato.

Table 1. Effect of different sources of potassium and levels of vermicompost on biochemical and sensory traits of potato

Treatments	Firmness (N)	Total soluble solids-TSS (°Brix)	Dry matter (%)	Specific gravity (g/cc)	Starch (%)	Sugar (%)
Source of potassium						
K ₁	39.76	3.97	19.20 ab	1.072 b	14.04 b	1.191 b
K ₂	38.92	3.89	18.74 b	1.043 c	13.63 b	1.220 ab
K ₃	39.29	3.93	19.83 a	1.090 a	14.81 a	1.245 a
SE	0.404	0.027	0.176	0.006	0.175	0.009
F-test	NS	NS	*	**	*	*
RSD (%)	3.56	2.41	3.17	1.94	4.28	2.59
Levels of vermicompost						
Vm ₀	35.26 c	4.19 a	17.57 c	1.046 b	11.96 c	1.323 a
Vm ₁	38.61 b	4.12 a	19.08 b	1.067 ab	13.88 b	1.233 b
Vm ₂	41.30 a	3.88 b	20.14 a	1.077 ab	15.19 a	1.199 b
Vm ₃	42.12 a	3.53 c	20.24 a	1.083 a	15.61 a	1.119 c
SE	0.616	0.042	0.267	0.009	0.172	0.013
F-test	**	**	**	*	**	**
RSD (%)	4.70	3.19	4.16	4.40	5.64	3.27

In a column means having similar letter(s) are statistically similar and those having dissimilar letter(s) differ significantly at 0.05 level of probability; * = Significant at 5% level; ** = Significant at 1% level; NS= non-significant; K₁: KCl, K₂: KNO₃, K₃: K₂SO₄, Vm₀: 0 ton ha⁻¹, Vm₁: 4 ton ha⁻¹, Vm₂: 8 ton ha⁻¹, Vm₃: 12 ton ha⁻¹

Table 2. Combined effect of different sources of potassium and levels of vermicompost on biochemical and sensory traits of potato

Interaction	Firmness (N)	Total soluble solids –TSS (°Brix)	Dry matter (%)	Specific gravity (g/cc)	Starch (%)	Sugar (%)
K ₁ Vm ₀	35.58 d	4.38 a	17.22 e	1.053 ab	11.83 gh	1.288 ab
K ₁ Vm ₁	36.97 cd	4.22 ab	19.12 bcd	1.070 ab	13.97 de	1.233 bc
K ₁ Vm ₂	42.49 ab	3.73 d	19.92 abc	1.073 ab	14.40 cd	1.162 cde
K ₁ Vm ₃	44.01 a	3.58 de	20.52 ab	1.090 a	15.97 ab	1.081 e
K ₂ Vm ₀	34.65 d	4.11 bc	17.17 e	1.013 b	11.50 h	1.327 a
K ₂ Vm ₁	39.39 bc	4.04 bc	18.97 cd	1.027 b	13.27 ef	1.190 cd
K ₂ Vm ₂	40.31 bc	3.96 c	19.74 a-d	1.067 ab	15.23 bc	1.211 bc
K ₂ Vm ₃	41.35 ab	3.45 e	19.07 bcd	1.063 ab	14.53 cd	1.153 cde
K ₃ Vm ₀	35.56 d	4.09 bc	18.32 de	1.070 ab	12.54 fg	1.355 a
K ₃ Vm ₁	39.47 bc	4.11 bc	19.15 bcd	1.097 a	14.41 cd	1.277 ab
K ₃ Vm ₂	41.11 ab	3.95 c	20.75 a	1.090 a	15.94 ab	1.224 bc
K ₃ Vm ₃	41.00 ab	3.56 de	21.12 a	1.103 a	16.34 a	1.122 de
SE	1.066	0.072	0.463	0.015	0.298	0.023
F-test	*	*	*	*	*	*
RSD (%)	4.70	3.19	4.16	4.40	5.64	3.27

In a column means having a similar letter(s) are statistically similar and those having a dissimilar letter(s) differ significantly at 0.05 level of probability; * = Significant at 5% level; K₁: KCl, K₂: KNO₃, K₃: K₂SO₄, Vm₀: 0 ton ha⁻¹, Vm₁: 4 ton ha⁻¹, Vm₂: 8 ton ha⁻¹, Vm₃: 12 ton ha⁻¹

Dry matter (%)

Statistically, significant variation was recorded in terms of dry matter content in potato tubers due to different sources of potassium (Table 1). The highest dry matter content in potato tubers (19.83%) was recorded from K₃ which was statistically similar (19.20%) to K₁, while the lowest (18.74%) was found from K₂. The application of K fertilizer within the sort of sulphate as compared to chloride increased dry matter content (Manolov *et al.*, 2005). This could be due to the physiological effect of chloride on the enzyme activity of plants. Different levels of vermicompost varied significantly in terms of dry matter content in potato tubers (Table 1). With the increasing level of vermicompost dry matter content of a tuber also increases. Ferdous *et al.* (2019b) reported that dry matter (%) increased with increasing vermicompost levels. Dry matter content in potato tubers showed statistically significant differences due to the combined effect of various sources of potassium and levels of vermicompost (Table 2). The highest dry matter content in potato tubers (21.12%) was observed from K₃Vm₃ which is statistically similar to K₃Vm₂, K₁Vm₃, and K₁Vm₃ (20.75%, 20.52% and 19.92 %) the lowest (17.17%) was recorded from the K₂Vm₀ treatment combination.

Specific gravity (g/cc)

Different sources of potassium varied significantly in terms of the specific gravity of potato tubers (Table 1). The highest specific gravity of potato tubers (1.090 g/cc) was found from K₃ which was followed (1.072 g/cc) by K₁ and therefore, the lowest (1.043 g/cc) was observed from K₂. The specific gravity was more in SOP treated plants than treated with MOP ones. The specific gravity of potato tubers showed statistically significant differences due to different levels of vermicompost (Table 1). Specific gravity increases with the increasing level of vermicompost. Ferdous *et al.* (2019b) reported that specific gravity increased with increasing vermicompost levels. Statistically, significant variation was recorded in terms of specific gravity of potato tubers due to the combined effect of different sources of potassium and levels of vermicompost (Table 2). The highest specific gravity of potato tubers (1.103 g/cc) was recorded from K₃Vm₃, whereas, the lowest (1.013 g/cc) was found from K₂Vm₀. The specific gravity may be a measure of quality in potato tuber which is said to be the dry matter contents within the tubers. There are many factors that affect the specific gravity like potato variety, location and fertilizer used, etc. (Marwaha *et al.*, 2010). The specific gravity is additionally related to starch content, total solids, and mealiness of potato tubers (Yakimenko *et al.*, 2018). A reduction in specific gravity due to fertilizer treatment and its influence on crop quality. The higher the specific gravity, the upper will be the quantity of dry matter and therefore, the greater the yield of produce. Potato with high specific gravity is preferred for the preparation of chips and French-fried potato. Potato with low specific gravity is used for canning. However, potato with very high specific gravity

(1.10 g/cc) may not be suitable for French fry potato production because they become hard or biscuit-like. So, the purpose of growing potato should be kept in mind.

Starch (%)

Starch content in potato tubers varied significantly due to the different sources of potassium (Table 3). The highest starch content in potato tubers (14.81%) was observed from K₃, whereas the lowest starch content (13.63%) from K₂ was statistically similar (14.04%) to K₁. Statistically significant variation was observed in terms of starch content in potato tubers due to different levels of vermicompost (Table 1). With the increasing level of vermicompost starch content also increases. The combined effect of different sources of potassium and levels of vermicompost showed statistically significant differences in terms of starch content in potato tubers (Table 2). The highest starch content in potato tubers (16.34%) was recorded from K₃Vm₃ which is statistically similar to K₃Vm₂ and K₁Vm₃ (15.94% and 15.97%), whereas, the lowest (11.50%) was observed from the K₂Vm₀ treatment combination. Potassium plays a crucial role in the activation of starch synthetase, a key enzyme controlling the incorporation of glucose into long-chain starch molecules (Bhattarai and Swarnima, 2016). Moreover, potassium helps in the translocation of starch from leaves to tubers. The beneficial effect of manure additions might be attributed to improved soil-water-air relationship, thereby, encouraging better root proliferation, leading to higher K uptake and consequently higher starch contents (Ulrich and Ohki, 1966).

Sugar (%)

Sugar content in potato tubers varied significantly due to different sources of potassium (Table 1). The highest sugar content in potato tubers (1.245%) was found from K₃ which was statistically similar (1.220%) to K₂, whereas the lowest (1.191%) was observed from K₁. Sugar ratio was being influenced by potassium sources (Tekalign, 2011). Sugar content increased in potato tubers with K application (Klavins *et al.*, 2004). Statistically, significant variation was obtained in terms of sugar content in potato tubers due to different levels of vermicompost (Table 1). Sugar percentage decreases with the increasing level of vermicompost. The combined effect of different sources of potassium and levels of vermicompost showed statistically significant differences in terms of sugar content in potato tubers (Table 2). The highest sugar content in potato tubers (1.355%) was found from K₃Vm, whereas the lowest (1.081%) was recorded from K₁Vm₃ which was statistically similar to K₃Vm₃ (1.122%) treatment combination. The lower percentage of sugar content, the higher quality of potato tuber.

Correlation Coefficient (r)

The correlation was calculated on the idea of knowledge from harvesting day. In Figure.1, a positive linear relation ($r=0.75$) is presented between dry matter percentage and specific gravity. In Figure-2, a strongly positive relation ($r=0.96$) is presented between dry matter percentage and starch of potato

tuber. In Figure.3, a negative relation ($r= -0.77$) is presented between dry matter percentage and sugar content of tuber.

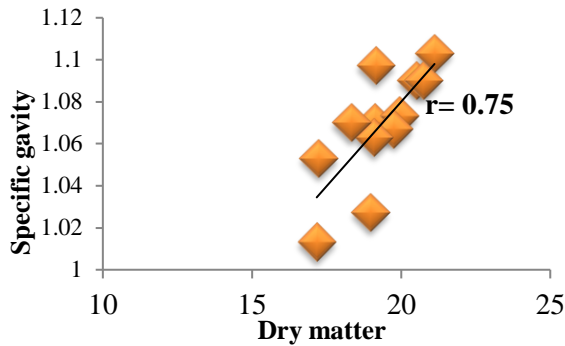


Figure 1. A relationship between dry matter and specific gravity of potato tuber

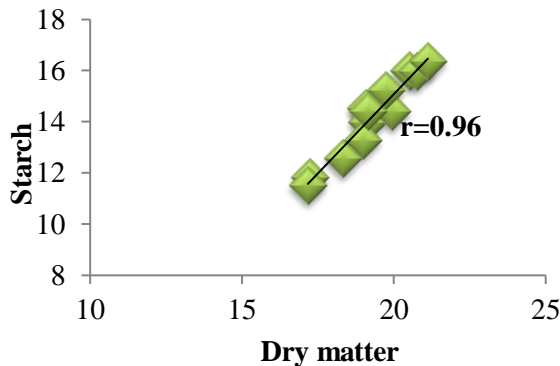


Figure 2. A relationship between dry matter and starch content of potato tuber

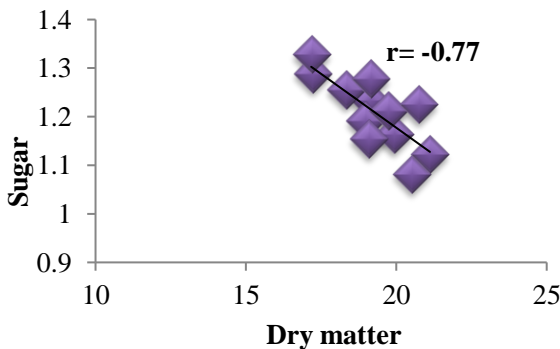


Figure 3. A relationship between dry matter and sugar content of potato tuber

CONCLUSION

Findings revealed that sources of potassium varied significantly for different quality attributes of potato. Among the sources, KCl and K_2SO_4 performed better than KNO_3 considering the quality of potato. Among different levels of vermicompost 12-ton vermicompost, ha^{-1} performed better but it was statistically similar with 8-ton vermicompost ha^{-1} . KCl and K_2SO_4 as a source of potassium and 8 and 12-ton vermicompost ha^{-1} produced good processing quality potato. However, in Bangladesh condition availability and economic point of view, KCl combined with 8-ton vermicompost ha^{-1} would be used for producing processing quality of potato without sacrificing yield.

ACKNOWLEDGEMENT

This study was supported by PIU-NATP-2, ID NO. 020, BARC, Farmgate, Dhaka, Bangladesh.

REFERENCES

- Abong GO, Okoth MW, Karuri EG, Kabira JN, Mathooko FM 2009. Evaluation of selected Kenyan potato cultivars for processing into French fries. *Journal of Animal and Plant Sciences* 2(3):141-147.
- Adhikary S 2012. Vermicompost, the story of organic gold: A review. *Agricultural Science*, 3: 905-912.
- Ahmed B, Sultana M, Chowdhury MAH, Akhter S and Alam MJ 2017. Growth and yield performance of potato varieties under different planting dates. *Bangladesh Agronomy Journal* (1):25-29.
- BARI (Bangladesh Agricultural Research Institute) 2019. *Krishi Projukti Hatboi*. 8thed. Joydebpur, Gazipur, p. 535.
- Bhattarai B, and Swarnima KC 2016. Effect of potassium on quality and yield of potato tubers-a review. *International Journal of Agriculture & Environmental Science*, 3(6): 9-14.
- Brown CR 2005. Antioxidants in potato. *American Journal of Potato Research*, 82(2): 163-172.
- Chakraborty R, Reddy KS, Naidu M and Ramavatharam N 2003. Production and evaluation of composts and vermicomposts from solid organic wastes. *Asian Journal of Microbiology, Biotechnology, and Environmental Science*, 5(3): 307-311.
- Chakraborty S, Chakraborty N and Datta A 2010. Increased nutritive value of transgenic potato by expressing a non-allergenic seed albumin gene from *Amaranthus hypochondriacus*. *Proceedings of National Academy of Science*, 97: 3724-3729.
- FAOSTAT 2018. Production and Trade Statistics. Available online: <http://www.fao.org/faostat/en/#data/QC/visualize> (accessed on 28 February, 2021).
- Ferdous J, Roy TS, Chakraborty R, Mostofa M, Noor R, Nowroz F and Kundu BC 2019b. Vermicompost influences the processing quality of potato tubers. *SAARC Journal of Agriculture* 17(2): 173-184.
- Ferdous J, Roy TS, Chakraborty R, Mostofa M, Nowroz F and Noor R 2019a. Starch and Sugar Content of Some Selected Potato Varieties as Influenced by Vermicompost. *Azarian Journal of Agriculture*, 6(2): 47-57.
- Gomez KA and Gomez AA (1984). *Statistically Procedures for Agricultural Research*. An International Rice Research Institute Book. 2nd ed. New York, 28: A Wiley-Inter science Publication, p. 442-443.
- Haas BJ, Kamoun S, Zody MC, Jiang RHY, Handsaker RE, Cano LM, Grabherr M, Kodira CD,

- Raffaele S and Torto-Alalibo T 2009. Genome sequence and analysis of the Irish potato famine pathogen *Phytophthora infestans*. *Nature*, **461**:393-398.
- Joshi R, Singh J and Vig AP 2015. Vermicompost is an effective organic fertilizer and biocontrol agent: Effect on growth, yield, and quality of plants. *Review on Environmental Science and Biotechnology*, **14**: 137-159.
- Klavins M, Sire J and Eglite L 2004. Humic substances and the potential of their use in agriculture. *Proceedings of Latvian Academy of Science*, **58**(2): 39-49.
- Manolov I, Neshev N, Chalova V. and Yordanova N 2005. Influence of potassium fertilizer source on potato yield and quality. Opatija, Croatia: Proc. 50th Croatian and 10th Intl. *Symposium on Agriculture*, pp. 363-367.
- Marwaha RS, Pandey SK, Kumar D, Singh SV and Kumar P 2010. Potato processing scenario in India: industrial constraints, future projections, challenges ahead and remedies-a review. *Journal of Food Science and Technology*, **45**(4): 364-367. `
- Nardi S, Pizzeghello D, Muscolo A and Vianello A 2002. Physiological effects of humic substances on higher plants. *Journal of Soil Biology and Biochemistry*, **34**(11): 1527-1536. `
- Pedreschi F, Moyano P, Kaack K, Granby K 2005. Color changes and acrylamide formation in fried potato slices. *Food Research International*, **38**(1): 1-9.
- Rommens CM, Shakya R, Heap M, Fessenden K 2010. Tastier and healthier alternatives to French fries. *Journal of Food Science* **75**(4):109-115.
- Roy TS, Chakraborty R, Parvez MN, Biswas S and Chakraborty S 2017. Development of sustainable gross national income from potato export in Bangladesh-A perspective review. *Universal Journal of Agricultural Research*, **5**(1): 46-51.
- Smith J, Abegaz A, Matthews RB, Subedi M, Orskov ER, Tumwesige V and Smith P 2014. What is the potential for biogas digesters to improve soil fertility and crop production in Sub-Saharan Africa? *Journal of Biomass and Bioenergy*, **70**:58-72. `
- Smith D and RR Smith (1977). Responses to red clover to increasing rates of top-dress potassium fertilizer. *Agronomy Journal*, **69**:45-48. `
- Tekalign T 2011. Processing quality of improved potato (*Solanum tuberosum* L.) cultivars as influenced by growing environment and blanching. *African Journal of Food Science*, **5**(6): 324-332.
- Tisdale SL, Nelson WL and Beaton JD (1985). Soil Fertility and Fertilizers. 4th ed. New York: Macmillan Publishing Company. pp. 188-239.
- Ulrich A and K Ohki (1966). Potassium. In: Diagnostic criteria for plants and soils, ed. H.D. Chapman, Berkeley, CA: University of California Press, 362-393.
- Vivas A, Moreno B, Garcia-Rodriguez S and Benitez E 2009. Assessing the impact of composting and vermicomposting on bacterial community size and structure, and microbial functional diversity of an olive mill waste. *Bioresource Technology*, **100**(3): 1319-1326.
- Yakimenko VN and Naumova NB 2018. Potato tuber yield and quality under different potassium application rates and forms in West Siberia. *Agriculture*, **64**(3): 128-136.

Citation: Badrunnesa, A.; Chakraborty, R.; Chakraborty, E. and Roy, T.S. 2021. Organic pollutants in wastewater and its remediation approaches using graphene adsorbent. *International Journal of Agricultural and Applied Sciences*, **2**(2):28-33. <https://doi.org/10.52804/ijaas2021.225>

Copyright: © Badrunnesa et.al 2021. Creative Commons Attribution 4.0 International License. IJAAS allows unrestricted use, reproduction, and distribution of this article in any medium by providing adequate credit to the author(s) and the source of publication.